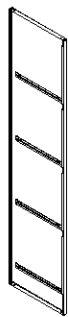
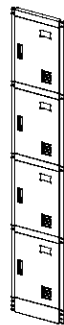




Left Side Plate:1 Pc



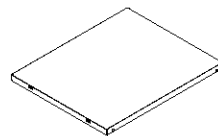
Right Side Plate:1 Pc



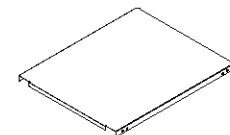
Door Frame:1 Pc



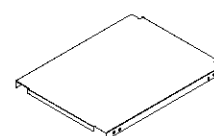
Back Plate:1 Pc



Top Plate:1 Pc




Bottom Plate:1 Pc



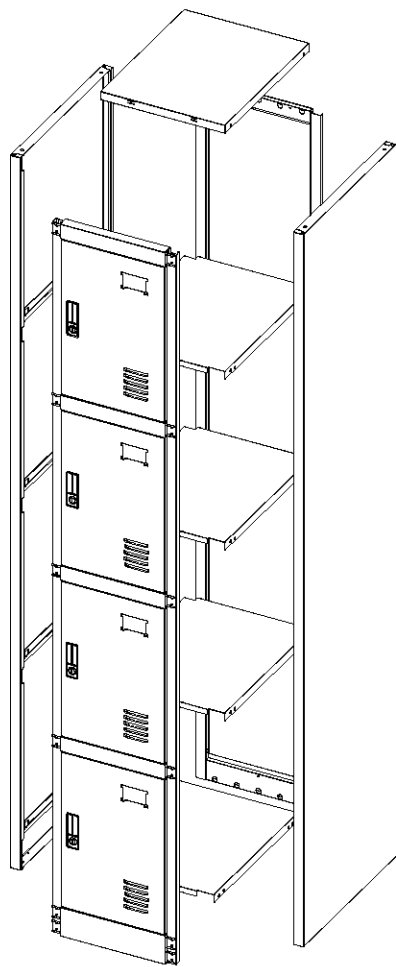
Middle plate:3 Pcs



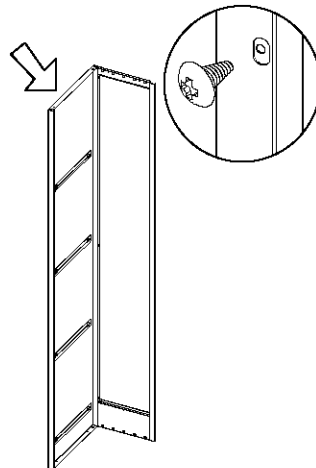
Key:4 Sets



Self-tapping
Screw(5x12):10 Pcs

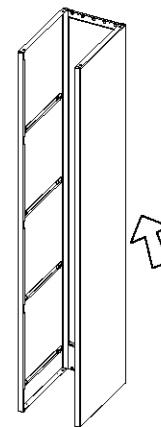


①



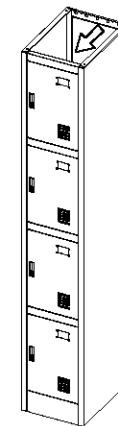
Connect the left side plate with back plate by self-tapping screws(5x12).

②



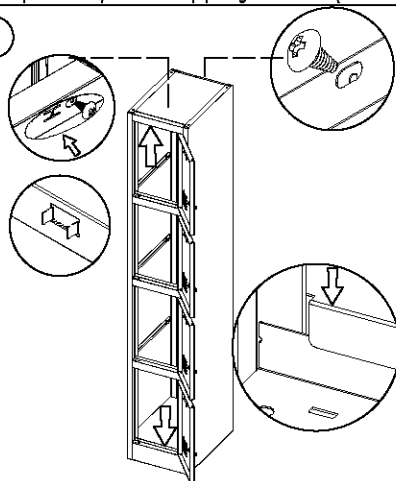
Connect the right side plate with back plate.

③



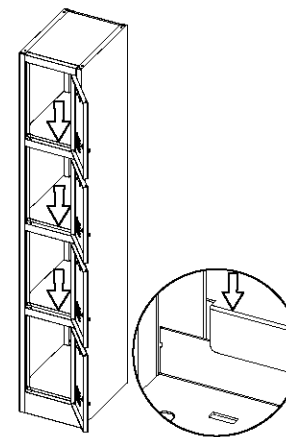
Fix the door frame onto both of the side plates.

④



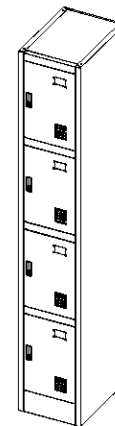
Install the top and bottom plates respectively.

⑤



Install the middle plates.

⑥



Adjust each part till fit well after installation.